

Traditional & Contemporary Composite Doors & Windows



Love Your Door
Period & Contemporary Doors

01202 937562
www.loveyourdoor.co.uk

Providing Composite Doors across Dorset & Hampshire.

Our large range of exterior composite doors have something to suit every taste, and to compliment every property: Victorian or Georgian, Heritage or modern.

At Love Your Door we are confident that you will find the perfect door that will completely transform the exterior of your home. It will give your property instant kerb appeal and leave a lasting impression on your visitors.

Because we offer 4 Ranges, you are sure to find a door to suit both your design taste and your budget.



Door Comparison Table

	Xtreme	Solidor	Rockdoor	Apeer
Door slab thickness	44mm	48mm	50mm	70mm
Door skin thickness	4MM	2mm	3mm	3mm
Door composition	Foam	Timber	Foam/Steel	Foam/Steel
Smooth skin finish (option)				✓
Triple glazed				✓
3 star euro cylinder		✓	✓	✓
5 hook lock/deadbolt	✓			Lever Handle Only
2 hook lock/deadbolt		✓	✓	✓
25 year hardware g/tee	✓			
10 year guarantee	✓	✓	✓	✓
Double rebate draught seal				✓
Steel reinforced			✓	
Bespoke RAL colour option	✓			✓
Steel hinge bolts				✓
Triple Sealed Frame	✓			
Internal Steel Mesh			✓ Optional	✓



Our Door Ranges



The Solidor Range
The 48mm traditional timber core composite door

03



The Rockdoor Range
The ultimate composite door for style, security & energy efficiency

04



The Xtreme Range
High levels of security, thermal insulation & weatherproofing

05



The Apeer Range
Our prestige range of composite doors Traditional & Contemporary

06

Solidor®



The original timber composite door

Coloured through thermos plastic wood effect skins. With a wide range of traditional and contemporary styles and an extensive hardware suite to compliment any home.

Fitted as standard with the Ultion 3 Star Diamond Secure Locking System.



We offer the largest range of composite door colours from stock in the UK. Choose from 23 colours inside and/or outside of the door, with 18 frame combinations. Amongst our hugely diverse colour range is a number of industry firsts including Chartwell Green, Duck Egg Blue, French Grey and Irish Oak.






The Rockdoor Ultimate Composite door range

Rockdoor is one of our leading brands due to its' high density foam 50mm door slab, which can achieve an A Rating in thermal efficiency.

The internal aluminium reinforcing withstands bow deflection & it features a 3 Star diamond secure cylinder as standard. With 25 styles, along with 13 quality colours to choose from, we are confident that a Rockdoor really will be the perfect front door for your home.

You also have the option for total security; to upgrade to Steel Mesh reinforcing which is unique to Rockdoor.



Available in 24 different door styles you can rest assured that the Ultimate Series caters for all styles of properties' new and old.





Xtreme Performance

Get high levels of security, thermal insulation and weatherproofing with an XtremeDoor. We're a door manufacturer specialising in high performance composite doors and we designed XtremeDoor with modern homeowner needs in mind


Extreme warmth - The Great British weather is no match for an XtremeDoor. A triple sealed outer frame and high insulating core leaves you worry free when it comes to the cold. And by keeping the heat in, an XtremeDoor can help reduce your heating costs.

Extreme security - Would be burglars have no chance if your home's protected by an XtremeDoor! Your front door will hold steady against even the fiercest attacks and Secured by Design accreditation gives you extra peace of mind.


Extreme style - There are thousands of different combinations of XtremeDoor ranging from the most traditional, to sleek contemporary designs so you can be confident you'll find the right one for you in our collection. There are a great selection of styles and extras to choose from to complete the look of your door.



Standard Colours



Premium Colours



Can't see the colour you really want?

No problem! Xtreme doors and frames can be sprayed in any RAL colour* of your choice





Apeer Collection

Traditional and Modern Doors with optional Stainless Steel trims



Steel Glazing Trims

Not only do the Steel Glazing Trims give contemporary look on both sides of the door, they are also an added security feature




Steel Dog Bolts

Steel dog bolts secure the door to the frame on Apeer doors, protecting against intruders.



Double Rebate

Apeer's double rebate system adds additional draught protection by creating an internal secondary rebated seal.



Triple Glazed

For better insulation every Apeer door is equipped with toughened triple glazed units. Also available with Low-E glass and can be gas filled to offer improved thermal performance.



Can't see the colour you really want?

No problem! All of our Apeer Collection doors and frames can be sprayed in any RAL colour of your choice





Apeer

Apeer Silka Collection

Our designers have created a sleek and effortlessly luxurious range that makes a stylish statement. The surface of Silka has a unique, smooth texture that sets the range apart from any other.



SMOOTH FINISH DOORS

Smooth, sleek and effortlessly luxurious the Silka range makes a stylish statement.



BAR HANDLE

Modern, stainless steel bar handles to give our Silka range a super-sleek look.



GLAZING TRIMS

The Silka collection has the choice of stainless steel glazing or all-glass glazing trims.



LINE DETAIL DESIGN

Silka doors have the option of including five super-sleek lines that are spaced top to bottom and run the full width of the door slab.



UNIQUE SILKA COLOUR RANGE

To give Silka that sleek, modern look we've selected just two external colours – black and anthracite grey. White and Light Grey are available as internal colours.





Apeer

Apeer Modo Collection

The very latest international design trends influence our cutting edge Modo Collection.



UNIQUE GLAZING TRIMS

Designed with steel glazing trims to give a contemporary look on both sides of the door. With the added benefit of the steel glazing trims being an added security feature.



GLASS CHOICE

All of the doors featured throughout our website can be designed with a range of glazing options. From contemporary sandblasting to more traditional designs, you can choose to suit your style.



MODO GUARANTEES

The solid 'thwump' when you close an Apeer door sounds like no other. It's a signal of its superior construction, reinforced frame and airtight seals. 'Thwump' – it's short for great looks, safer homes and cozy nights in by the fire.



Flush Casement Windows


The Alternative to Timber' windows, Looks Like Timber - Feels Like Timber – but it's PVCU. They combine modern performance with traditional flush casement design, offering authenticity without compromise.

Designed with timber features in mind

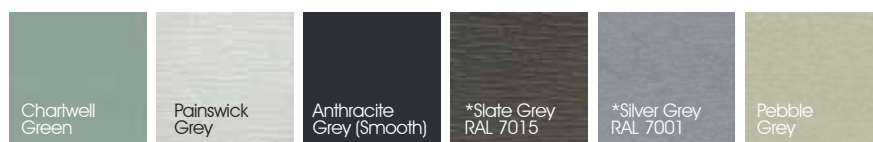
'Flush 70' combines modern performance with traditional flush casement design offering authenticity without compromise.

- 70mm welded outer frame
- Flush fitted welded sashes
- Mechanically jointed transoms and mullions with arris detail
- Equal sightlines with Dummy Sashes
- Multichambered outerframe
- Available "A" Rated
- Full single and double door range available

Colour options



*Veka Rosewood & Beck/Brown foils do not match the Rosewood & Beck/Brown foils of the other profiles Golden Oak/Golden Oak, Beck Brown/Beck Brown, Rosewood/Rosewood and Irish Oak /Irish Oak on Brown Base





UPVC Casement Window

Kömmerring 070 and C70 UPVC windows are a versatile product range. They are available in a wide range of colours, gaskets and Astragal bar configurations, with an option for either double or triple glazed.

Modern performance with traditional design

Kömmerring C70 and O70 combines modern performance with traditional casement design offering authenticity without compromise.

- 70mm welded outer frame
- Multichambered outerframe
- Available "A" Rated
- Available with 36mm or 40mm triple glazing
- Three Astragal Bar Options
- Upgrade to PAS 24 Secured by Design Option



Comparing quotes..." Do you price match...?"

These are phrases we hear quite often in the showroom & we know it is possible that our customers have received cheaper quotes from elsewhere – BUT when actually comparing those quotes: the difference is like chalk & cheese...

The 'comparable' quotes are usually from a national installer, who use subcontracted surveyors & installers: so, there are lots of different people involved in the process, right from the start.

The person who comes to measure up, may not have direct accountability to the people who install the door so, if you have any issue with the door installation or warranty, you can go round in circles!

The composition of the door may be different, the quality of the door furniture, the locks etc. It is vital that you know exactly what you are getting: a cheaper price may mean a lesser quality product!

We have always known & been comfortable with the idea that we may be slightly more expensive (than national installers) - but for good reason!

At Love Your Door we provide an honest & customer focussed service, that is why we ensure you deal with the same people from the time you make your initial enquiry to our excellent aftercare service, should you ever need it.

We have a small, tight knit team who will assist you through the entire process of selecting & installing your new door. The fitting is just as crucial: we do not install nationwide & therefore do not subcontract the fitting to third parties. We have our own brilliant, speedy fitters, who do an excellent job every time!

So, in conclusion when comparing those quotes, firstly ensure that it is a like-for-like comparison of the actual product, ask about the installation team, then compare the customer service AND the aftercare policy....

We look forward to hearing from you 😊

Frequently Asked Questions

Which brand should I choose?

Our brands vary in styles, composition, the thickness of the door itself and various security features.

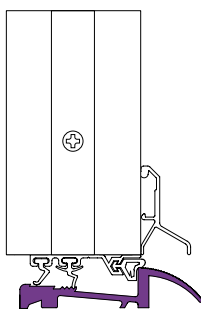
Do you need to know my doors' measurements for a quote?

No, we don't need the measurements for a no obligation quotation.

All quotations are subject to survey, so if you decide to proceed, we will agree a convenient time to carry out a survey and take those measurements.

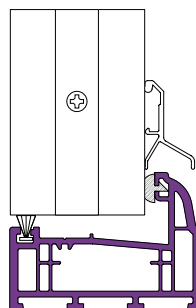
What threshold will the new door have?

All of the finer points like this will be discussed at survey and your options will be explained to you.



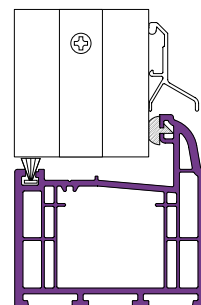
Low Aluminium Threshold

Raised by just 15mm from the floor providing convenient access for prams and wheelchairs.



Slim PVCu Threshold

Raised by 50mm meaning there is a small step into the house but still providing easy access. The seal ensures maximum thermal performance, whilst suiting carpeted entrances.



65mm Xtreme Range

Raised by 65mm meaning there is a larger step into the house, but this may be required based on your door survey. The seal ensures maximum thermal performance, whilst suiting carpeted entrances.

What is the lead time for installation?

All our composite doors are made-to-measure, so generally lead times are usually between 5-6 weeks. However, we will let you know at the time of order.

Do you offer supply only?

Unfortunately, we do not offer a supply only service and it is not something we would recommend.

When fitting a door yourself or by using a freelance fitter, it can cause issues with the guarantee if a problem should arise with the installation

Do you remove the old door?

Yes, we do, along with any packaging and rubbish from the new door.

How do I pay?

Once you are happy with your order, we will send you a copy of your order along with a 25% deposit invoice.

You can pay this via a direct link using a credit or debit card. Following the installation of your new door, we will send you an invoice for the remaining balance.

We kindly ask that our preferred method of payment for the balance is made via BACs transfer.

Will I get a guarantee?

Yes, this will be sent via email along with your balance invoice after installation.

Can I have extra keys?

Yes, although the way we do this varies depending on the brand of door. Just ask us at the time of order if you will require additional keys.

How long does installation take?

We would prefer you to allow a full day for fitting. However, it may be quicker than that, our fitters are usually finished by mid-afternoon

Can you re-fit my alarm or doorbell?

Yes and No.....

Alarms: if your existing alarm is face-fixed and you can disable it, then we can re-attach it to the new door. However, we can take no responsibility for the function of it in the future though.

If your current alarm sensors are recessed into the current frame, then these will need to be changed for 'face fix' sensors. In this situation we would usually leave the wire loose after installation, to allow retrofit of face fix sensors by your own alarm engineer.

Doorbells: Face fix is not problem, but again, we can take no responsibility for the operation of it afterwards, as wires may be brittle or have a loose connection.

Unfortunately, we are not able to set up new doorbell systems like the 'Ring' or 'Nest' video doorbell systems.

How do I maintain my composite door?

The door frame and door itself can be cleaned using a soft sponge and warm soapy water.

It is important to regularly wipe over handles, knockers & letterplates as oily residue from daily handling can cause a build-up which, in turn, can tarnish the finish.





Fantastic service, door was fitted quickly and made to order. Literally delighted with the finish and final look. Would highly recommend.
Amanda Cornwill

Design Your Perfect Door Now

Choose from the 4 different range of doors below and build your door online.



Design your composite door and submit the enquiry. We will get back to you with your installed price, within 24 hours. We visit you in your home with a variety of samples, accessories and colours etc, to enable you to make an informed choice about your door.

The same person who visits would conduct the survey if you were to proceed, leaving no doubt as to what you were getting. Unlike national companies, the fitting and aftercare is NOT contracted out to a 3rd party and undertaken by our own fitters.

Supply and install of our Rockdoor, Solidor, Apeer and Xtreme composite doors are across Bournemouth, Poole, Christchurch, Dorchester, Southampton, Salisbury and Winchester



Take a look at some of our 5 star reviews, more available on our facebook page

Karen Sanders

We're thrilled to bits with our new door! Took us a while to decide on which one we wanted but Paul and Lesley were extremely patient and helpful and we definitely made the right choice with our 'Solidor' Turin door..It looks amazing!



Kate Montgomery

Well... poor Paul! He was absolutely fabulous - dealing with my back and forth on design concepts, the patience of a saint! The Solidor I went for is of beautiful quality and compliments the house perfectly. Many thanks!




Tracie Lorraine Thomas

We love our door. Fitted by Phil who was extremely tidy and did a brilliant job. Paul was very patient with us choosing what turned out to be better than we could have imagined. No pushy sales tactics. Painswick with abstract glass. We will be back!



Pete Courage

What an absolutely fantastic service! Paul is honest, knowledgeable and took us through all the options with absolutely no pushy sales tactics whatsoever! The finished product is absolutely brilliant, delivered and installed on time and to budget.



Love Your Door
Period & Contemporary Doors

Baskets & Blooms Garden Centre,
392 Christchurch Road, West Parley, BH22 8SW

Tel: 01202 937562
info@loveyourdoor.co.uk
www.loveyourdoor.co.uk